



- Retail fit
- Tear-away label
- Side seamed
- Shoulder taping
- Athletic Heather/Black Heather: 4.2-ounce, 90/10 Airlume combed and ring spun cotton/poly
- Heather CVC Colors: 4.2-ounce, 52/48 Airlume combed and ring spun cotton/poly

CARE INSTRUCTIONS

Machine Wash Warm, Inside Out, With Like Colors. Only Non-Chlorine Bleach. Tumble Dry Low. Medium Iron. Do Not Iron Decoration. Do Not Dry Clean.

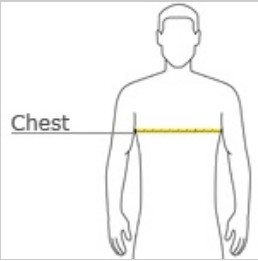


front



back

HOW TO MEASURE




CHEST WIDTH
Measure under the arm and around the fullest part of the chest with arms down, keeping tape horizontal.

SIZE CHART


	XS	S	M	L	XL	2XL	3XL
Chest	31-34	34-37	38-41	42-45	46-49	50-53	54-57

COLOR INFORMATION


Please note: PMS code information is shown only when an exact match is available.




Athletic Heather
PMS 428U




Black Heather
PMS BLACK 7CP




Dark Grey
PMS 426C




Heather Deep
PMS 2333CP




Heather Cardinal
PMS 7421C




Heather Deep Teal




Heather Grass Green
PMS 3425UP




Heather Mauve




Heather Navy
PMS 2379C




Heather Red
PMS 193C




Heather Slate
PMS 2168UP



Heather True Royal
PMS 286CP



Solid Black Blend



Solid White Blend